



# 2010-2011 GMT Reports for District (or Undistricted) **District 35 L**

GMT: **CARL HARRELL**

Location: **FLORIDA**

GMT CA: **1**

## CLUBS

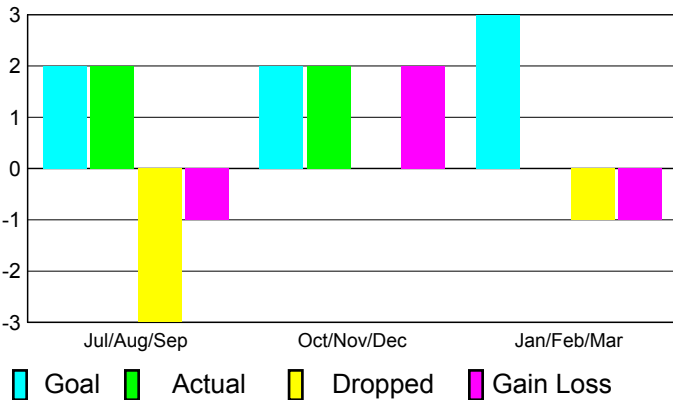
**Club Results  
2010-2011**

**Clubs  
2009-2010**

Month	New Club Goal	Actual New Clubs	Actual Dropped Clubs	Gain/Loss of Clubs	Gain/Loss of Clubs
Jul/Aug/Sep	2	2	-3	-1	0
Oct/Nov/Dec	2	2	0	2	0
Jan/Feb/Mar	3	0	-1	-1	2
<b>Totals</b>	<b>7</b>	<b>4</b>	<b>-4</b>	<b>0</b>	<b>2</b>

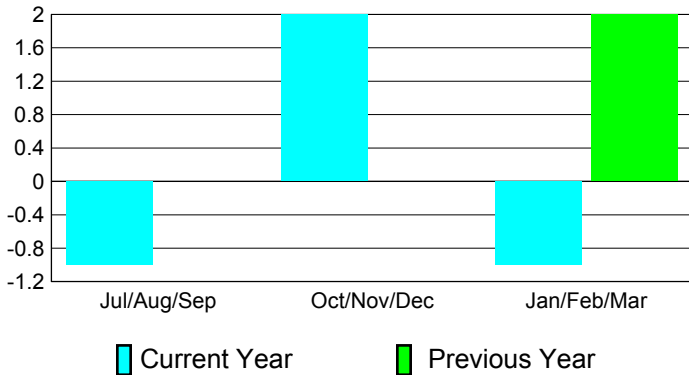
### Club Results 2010-2011

Goal, New, Dropped, Gain/Loss



### Comparison of Club Gain/Loss

Current Year Compared to the Previous Year



### YTD Status Quo Clubs 2010-2011

Status Quo Clubs Compared to Status Quo Members



## MEMBERSHIP

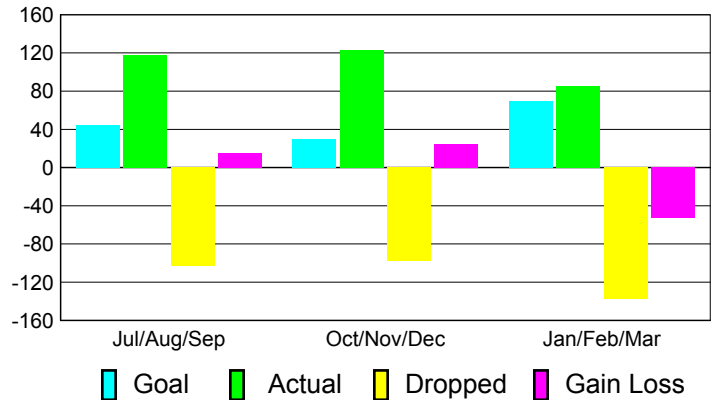
**Membership Results  
2010-2011**

**Membership  
2009-2010**

Month	Net Memb Goal	Actual New Memb	Actual Dropped Memb	Gain/Loss of Memb	Gain/Loss of Memb
Jul/Aug/Sep	45	118	-103	15	-16
Oct/Nov/Dec	30	123	-98	25	-29
Jan/Feb/Mar	70	85	-138	-53	6
<b>Totals</b>	<b>145</b>	<b>326</b>	<b>-339</b>	<b>-13</b>	<b>-39</b>

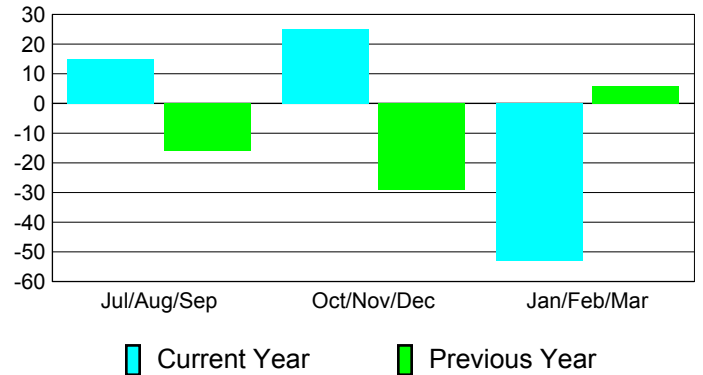
### Membership Results 2010-2011

Goal, New, Dropped, Gain/Loss

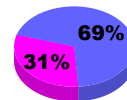


### Comparison of Membership Gain/Loss

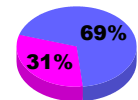
Current Year Compared to the Previous Year



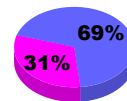
### Gender Comparison 2010-2011



Jul/Aug/Sep



Oct/Nov/Dec



Jan/Feb/Mar

Male

Female